


# INDIA FRONTLINE EQUITY FUND (IFEF)

## Synthetic Risk & Reward Indicator (SRRI)

Lower risk typically lower rewards

Higher risk typically higher rewards



### Investment Manager

Aditya Birla Sun Life Asset Management Company Pte. Ltd.\*

### Investment Objective

The investment objective of Fund is to generate long term growth of capital.

### Investment Philosophy

The fund is a India equity, diversified long only strategy. It follows a growth oriented investment style that seeks to consistently deliver better risk-adjusted returns relative to the benchmark. The Fund is actively managed in reference to the MSCI India Index. The portfolio manager exercises full discretion and is not constrained by the composition or weightings of the benchmark.

### Key Facts (as on January 2026)

Inception Date	November 3rd, 2014
Total Fund Size	USD \$158.24 Million
NAV "D" Share	USD \$216.18
Domicile	Dublin, Ireland
Fund Base Currency	USD
UCITS	Yes
Benchmark	MSCI India
Benchmark Ticker	MXIN

### Share Class wise

D	
ISIN	IE00BJ8RGN06
Fund Ticker	AINFLED ID Equity
Swiss Valor	34358002
Initial Charges	NIL
Redemption Charges	NIL
TER	1.20%
Minimum Initial Subscription (USD)	1,000,000
Minimum Additional Purchase (USD)	1,000
Minimum Redemption (USD)	1,000

### Risk Statistics

IFEF	Standard Deviation	Sharpe Ratio #	Beta
3 Year	14.25%	0.36	0.93
Since Inception	19.40%	0.18	1.00

Risk ratios pertain to "D" share class  
Standard Deviation, Sharpe Ratio & Beta are calculated on Annualized basis using 3 year history of monthly USD returns. All statistical ratios w.r.t. MSCI India Index  
# Risk-free rate assumed to be 3.67% (3 Month US Treasury Bill yield as on Jan'26)

### Macro Data

Macro Data (US\$)	Jan-26	Dec-25
FII Flows	-3.5 Bn	-2.6 Bn
DII Flows	7.6 Bn	8.8 Bn
USD/INR	91.99	89.88

### Market Outlook – January 2026

Index Returns (US\$)	Jan-26	Dec-25
MSCI India	-4.80%	-0.70%
MSCI China	4.70%	-1.50%
MSCI EM	8.80%	2.70%
MSCI APXJ	8.00%	2.70%

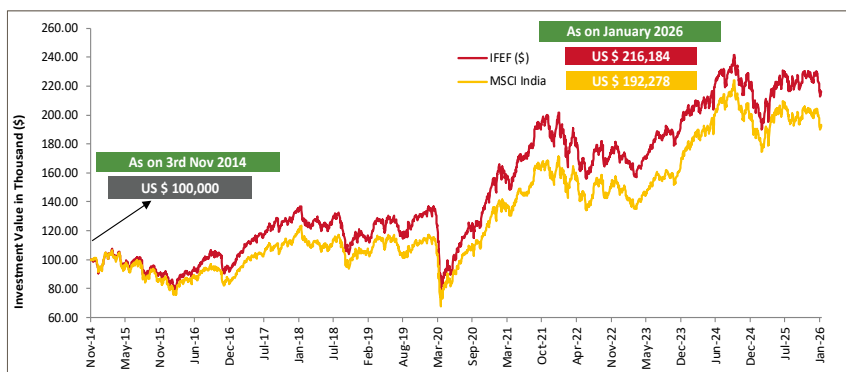
Sectoral Returns (US\$)	Jan-26	Dec-25
MSCI India	-4.80%	-0.70%
MSCI India Consumer Discretionary	-8.80%	-0.70%
MSCI India Consumer Staples	-5.60%	-0.30%
MSCI India Financials	-4.00%	-1.50%
MSCI India Industrials	-2.80%	-2.10%
MSCI India Information Technology	-1.60%	1.50%
MSCI India Real Estate	-12.70%	-3.30%
MSCI India Utilities	-1.40%	-1.60%
MSCI India Energy	-9.20%	0.60%
MSCI India Communication Services	-7.10%	0.20%

- SIP inflows hit a lifetime high of INR 31,002 Cr (\$3.4 Bn) in Dec'25; Retail turned to buyers after four months – with inflows of \$0.2 Bn (Dec'25: Outflows of \$1.3 Bn)
- Oil prices climbed by more than 16% in Jan'26, given the risks to global oil flows associated with Venezuela and Iran, and OPEC+ production pause announced
- The INR depreciated by 2.3% over the month and ended the month at 91.99/USD, with a one-year depreciation now at 5.8%
- India's FX reserves came in at \$709 Bn on 23rd January, indicating that the RBI bought back \$12.8 Bn of forex reserves in the four weeks prior
- President Trump announced on 13th January a 25% tariff on any country doing business with Iran; This may intensify the challenges faced by Indian exporters, even though India's overall external trade is likely to remain broadly stable
- India-EU announced an FTA which marks a notable addition to New Delhi's recent run of trade agreements
- Dec'25 CPI printed at 1.3% YoY (Consensus: 1.6%), up from 0.7% in Nov'25; Dec'25 IIP rose by 7.8%, reaching its highest level in over 2 years, after registering high growth of 7.2% (RE) in Nov'25
- India's finance ministry plans to scrap the five-year-old restrictions on Chinese firms bidding for government contracts

Though the macro-economic trends remaining strong, the Indian market have remained caught in larger geopolitical tailwinds and is yet to retrace its way. MSCI India (\$ index) fell by 4.8% in Jan'26, grossly underperforming MSCI APXJ/EM indices by 12.8%/13.6%, respectively. Large caps fell by 4.8%, outperforming Small and Mid caps by 1.9%/1.7%, respectively. Materials (+0.3%) was the only sector with a positive gain, while Real Estate (-12.7%), Energy (-9.2%), Consumer Discretionary (-8.8%), Consumer Staples (-5.6%), Health Care (-6.4%) and Communication Services (-7.1%) fell by more than -5%. The underperformance was due to mixed corporate earnings so far for 3QFY26, Iran tariff threat, persistent FII selling, INR weakness and oil price spike.

While domestic macro conditions remain robust, global sentiment due to the no-deal with the US so far is weighing on the currency and the markets (amidst mixed earnings and a relatively high valuation). However, with supportive fiscal and monetary policies, recovering domestic demand and broad-based sectoral growth, corporate earnings are set to rebound. We forecast MSCI India earnings to grow by 13%/14% in CY26/CY27 respectively. Valuations remain at a premium, but the gap with EM has compressed to below the long-term average. Looking forward, a resolution in US-India trade relations could trigger a re-rating in the near term. We reiterate our preference for domestic over exporters.

### Fund Performance (as on January 2026)



Period	IFEF	MSCI India	Outperformance
1 Month	-5.3%	-5.1%	-0.1%
3 Months	-4.5%	-4.9%	0.4%
6 Months	-0.2%	-2.7%	2.5%
9 Months	-0.6%	-3.8%	3.2%
1 Year	4.5%	1.4%	3.1%
2 Year	3.9%	3.0%	1.0%
3 Year	8.8%	10.2%	-1.4%
5 Year	8.1%	8.7%	-0.6%
7 Year	9.5%	9.0%	0.5%
10 Year	9.6%	8.9%	0.8%
Since Inception	7.1%	6.0%	1.1%
YTD	-5.3%	-5.1%	-0.1%

Note: Data as of 30<sup>th</sup> January 2026; Source: Bloomberg, ABSLAMC Internal Research  
Returns are net of expenses. Returns are in % and absolute returns for period less than 1 year & CAGR for period 1 year or more. The returns for IFEF D Share & MSCI (India) are in US Dollars. Past performance is not indicative of future results. MSCI - Morgan Stanley Capital International. CAGR - Compounded Annualized Growth Rate. Returns shown above are point to point returns.



Morningstar Rating™

Note: Aditya Birla Sun Life Asset Management Company is a signatory to the UN-supported Principles for Responsible Investment (PRI). PRI status applies at firm level only and does not mean that the Fund has an ESG or sustainability investment objective or that the Fund is managed in line with any specific sustainability or impact standard.

Morningstar Rating The rating is based on the current information (Data as of 30<sup>th</sup> January 2026) furnished to Morningstar. For the methodology used refer to www.morningstar.com

For Marketing Communication Purposes

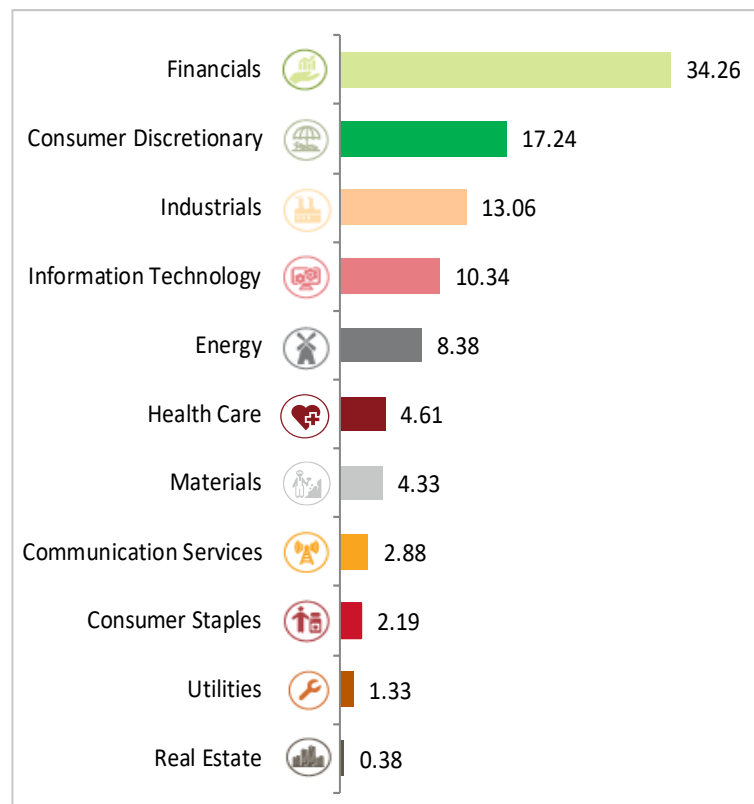
Signatory of:



## INDIA FRONTLINE EQUITY FUND (IFEF)

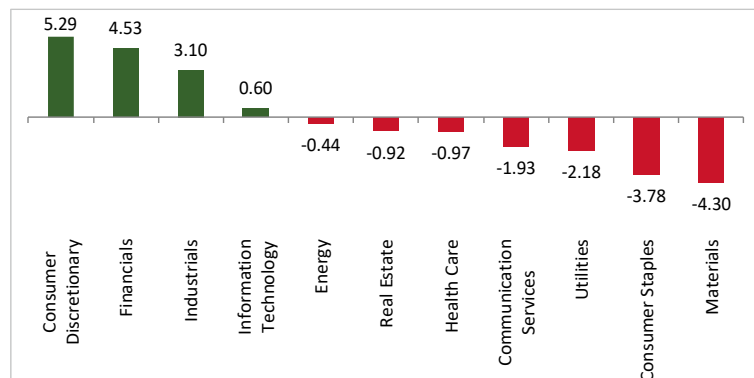
	CY 2015	CY 2016	CY 2017	CY 2018	CY 2019	CY 2020	CY 2021	CY 2022	CY 2023	CY 2024	CY 2025	CYTD 2026
IFEF	-3.3%	2.4%	41.2%	-10.4%	10.6%	13.3%	27.4%	-10.2%	17.9%	7.7%	4.8%	-5.3%
MSCI India	-7.4%	-2.9%	37.0%	-8.6%	6.1%	13.9%	24.8%	-8.5%	19.5%	11.2%	3.0%	-5.1%
Outperformance	4.1%	5.3%	4.2%	-1.8%	4.5%	-0.6%	2.6%	-1.7%	-1.6%	-3.5%	1.8%	-0.1%

### Sector Allocation (as on January 2026)



The above industry classification follows GICS Sector Classification Data is percentage (%)

### Active Weight

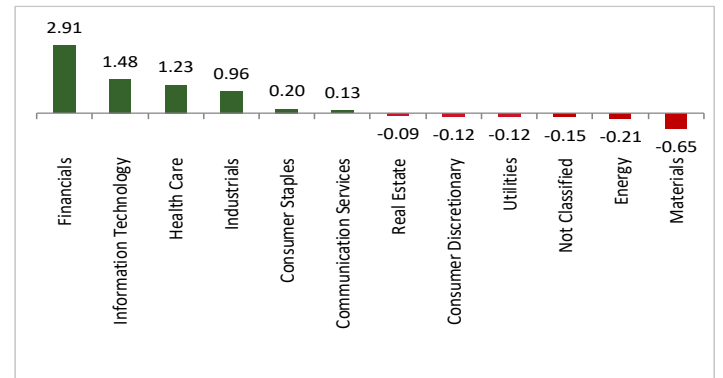


The above industry classification follows GICS Sector Classification. Portfolio details and attribution as of January 2026. Attribution analysis for 1 Year data. Data in percentage (%).

### Top Holdings (as on January 2026)

Instrument Name	% NAV
HDFC BANK LIMITED	6.21
RELIANCE INDUSTRIES LIMITED	6.08
ICICI BANK LTD	5.84
INFOSYS LTD	4.92
AXIS BANK LTD	3.20
MAHINDRA & MAHINDRA LTD	2.98
BHARTI AIRTEL LTD	2.88
STATE BANK OF INDIA	2.71
KOTAK MAHINDRA BANK LTD	2.66
BAJAJ FINANCE LTD	2.26

### Attribution



# INDIA FRONTLINE EQUITY FUND (IFEF)

## Disclaimers:

\*Aditya Birla Sun Life Asset Management Company Pte. Ltd. is the sole investment manager of the Fund. All references in this document to the "Investment Manager", "Manager" or similar terms shall, unless the context otherwise requires, refer exclusively to Aditya Birla Sun Life Asset Management Company Pte. Ltd.

Aditya Birla Sun Life Asset Management Company Pte. Ltd. has not been registered under the United States Investment Company Act of 1940, as amended, nor the United States Securities Act of 1933, as amended. Not for sale in the U.S. or to U.S. Persons. A US Person is defined as (a) any individual who is a citizen or resident of the United States for federal income tax purposes; (b) a corporation, partnership or other entity created or organized under the laws of or existing in the United States; (c) an estate or trust the income of which is subject to United States federal income tax regardless of whether such income is effectively connected with a United States trade or business. This briefing has been prepared for your information only and shall not be reproduced, redistributed, passed on or relied upon by any person for any purpose. This presentation does not constitute an offer or an invitation to sell, to subscribe for or otherwise acquire any shares, interests or units of any funds (the "Funds") mentioned in this presentation to any person in any jurisdiction (i) in which such offer or invitation is not authorized or (ii) in which the person making such offer or invitation is not qualified to do so or (iii) to any person to whom it is unlawful to make such offer or invitation. Nothing in this presentation should be construed as investment advice and is not a recommendation to buy or sell shares, interests or units in the Funds.

Investing in the Funds involves a high degree of risk and may not be suitable for all investors. You should seek advice from an independent professional, financial or tax adviser with regard to your investment objectives, your particular needs, financial situation, risk profile and risk appetite. No assurance can be given that your investment objectives will be achieved or that you will receive a return of all or part of your principal. You are strongly urged to review the Prospectus, Supplement, Key Information Document (KID) or Offering Memorandum of the Fund (including the risk considerations described therein), the subscription agreement and all related fund documents and to discuss any prospective investment in the Fund with your professional, financial or tax adviser.

Although the information herein has been obtained from sources believed to be reliable, we do not guarantee its accuracy, completeness or fairness and it should not be relied upon as such. We have relied upon and assumed, without independent verification, the accuracy and completeness of all information available from public sources. Opinions, estimates, forecasts, assumptions, derived valuations and target price(s) contained in this presentation are as of the date indicated, which may not prove valid and may be changed without notice. Further, statements and assertions contained in this presentation may reflect the views and opinions of the investment manager of the Fund, which may be based in whole or in part on such data and other information and are for informational purposes only. They do not constitute a recommendation by the investment manager to buy, sell or hold any shares or interests in the Fund or investment advice in such shares or interests, and the investment manager accepts no liability for any loss whatsoever and howsoever arising from any use of or reliance on any of the opinions or views expressed. Past performance should not be taken as an indication or guarantee of future performance. Any predictions, projection, or forecast on the economy, stock market, bond market or the economic trends of the market is not necessarily indicative of the future performance of any of the funds to be launched. Investments are subject to investment and foreign exchange risks including the possible loss of the principal amount invested. The value of units and any income from them may fall as well as rise.

## Primary Risk Disclosures:

Investment in shares of the Fund involves investment risks such as trading volumes, settlement risk, liquidity risk, default risk including the possible loss of principal and there is no assurance or guarantee that the objectives of the Fund will be achieved.

As the price / value / interest rates of the securities as well as the currency in which the Fund invests fluctuates, the value of your investment in the Fund may go up or down depending on the various factors and forces affecting capital markets and money markets in India.

Past performance of the Promoter / Investment Manager does not guarantee future performance of the Fund and may not necessarily provide a basis of comparison with other investments.

The name of the Fund does not, in any manner, indicate either the quality of the Fund or its future prospects or returns.

The Fund is not a guaranteed or assured return fund. The Fund does not pursue an environmental, social or sustainability objective. Any reference to the firm's membership of external initiatives (including PRI) relates solely to the asset-management company and should not be interpreted as evidence that this Fund has specific ESG characteristics or delivers environmental or social outcomes.

Indian equity and Equity Related Instruments by nature are volatile and prone to price fluctuations on a daily basis due to both macro and micro factors.

The use of derivatives by the Fund affects the volatility of the Fund and introduces leverage, which can magnify both potential gains and losses; Consequently, investors may experience greater returns than the underlying assets might otherwise deliver or may lose a significant portion, or all, of their investment.

The Morningstar Rating TM for funds, or "star rating," is calculated for managed products (including mutual funds, variable annuity and variable life subaccounts, exchange-traded funds, closed-end funds, and separate accounts) with at least a three-year history. Exchange-traded funds and open-ended mutual funds are considered a single population for comparative purposes. The top 10% of products in each product category receive 5 stars, the next 22.5% receive 4 stars, the next 35% receive 3 stars, the next 22.5% receive 2 stars, and the bottom 10% receive 1 star. The Overall Morningstar Rating for a managed product is derived from a weighted average of the performance figures associated with its three-, five-, and 10-year (if applicable) Morningstar Rating metrics. The weights are: 100% three-year rating for 36-59 months of total returns, 60% five-year rating/40% three-year rating for 60-119 months of total returns, and 50% 10-year rating/30% five-year rating/20% three-year rating for 120 or more months of total returns. While the 10-year overall star rating formula seems to give the most weight to the 10-year period, the most recent three-year period has the greatest impact because it is included in all three rating periods.

This briefing has been prepared without any regard to your specific investment objectives, financial situation and any of your particular needs. The Funds discussed in this presentation may not be suitable for all investors. You should independently evaluate and assess the relevance, accuracy and adequacy of the information contained in this presentation and make such independent investigation as you may consider necessary or appropriate for such purpose. You may wish to seek advice from a professional, financial or tax advisor before making a commitment to invest in the shares, interests or units of the Funds mentioned in this presentation. Should you choose not to seek advice from a professional, financial or tax advisor, you should consider carefully whether the Fund is suitable for you.

The Fund has not been approved for distribution in or from Switzerland by the Swiss Financial Market Supervisory Authority. As a result, the Fund's shares/units may only be offered or distributed to qualified investors within the meaning of Swiss law. The Representative of the Fund in Switzerland is Auris Wealth Management SA with registered office at 15 Boulevard des Philosophes, 1205 Geneva, Switzerland. The Paying Agent in Switzerland is Banquet Heritage SA, with registered office at Route de Chêne 61, 1208 Geneva, Switzerland. The place of performance and jurisdiction for Shares/Units of the Fund distributed in or from Switzerland are at the registered office of the Representative. The Prospectus, the Key Information Document (KID) and any additional fund documents may be obtained free of charge from the Swiss Representative Bastions Partners Office SA, Route de Chêne 61A, 1208 Geneva, Switzerland, from the Paying Agent Banque Heritage SA, Route de Chêne 61, 1208 Geneva, Switzerland, and at <https://www.abslamcsg.com>.

"Aditya Birla Sun Life Asset Management Company Limited is regulated by the Dubai Financial Services Authority (DFSA)".

"Past or projected performance is not necessarily a reliable indicator of future results. All references to future figures in this communication are indicative only".

"This marketing material is intended only for Professional and Market Counterparty clients and that no other person should act on it".

"This communication is not intended to represent Investments or professional advice and you should seek your own professional advice before making your Investments decision".

The principal fees and expenses of the Fund include, but are not limited to, management fees, performance fees (if applicable), administration, custody, depositary, operating and other ongoing charges. A full description of all applicable fees and expenses, together with their basis of calculation and applicable conditions are available, is set out in the Prospectus, Supplement, Key Information Document (KID) and/or Offering Memorandum of the Fund, which should be read before making any investment decision and are available at <https://www.abslamcsg.com>. A summary of investor rights is available in English at <https://www.adityabirlacapital.com/asset-management/investor-rights>. The management company may decide to terminate the arrangements made for the marketing of any UCITS or AIF it manages in accordance with Article 93a of Directive 2009/65/EC and Article 32a of Directive 2011/61/EU. The Manager may decide to terminate the arrangements made for the marketing of the Fund in any EEA Member State in accordance with Article 93a of Directive 2009/65/EC and Article 32a of Directive 2011/61/EU. Aditya Birla Sun Life Asset Management Company Pte. Ltd., Aditya Birla Sun Life Asset Management Company Limited and any associated company shall not be liable in any manner whatsoever for any consequences (including but not limited to any direct, indirect or consequential losses, loss of profits and damages) of any reliance on or usage of this presentation and accept no legal responsibility from any one who directly or indirectly receives this material. The final investment decision must be made by you as the investor and the responsibility for the investment must be taken by you.

Aditya Birla Sun Life Asset Management Company Pte. Ltd.

Unit Entity No: 201001946G



**Morningstar Rating**™

**Note:** Aditya Birla Sun Life Asset Management Company is a signatory to the UN-supported Principles for Responsible Investment (PRI). PRI status applies at firm level only and does not mean that the Fund has an ESG or sustainability investment objective or that the Fund is managed in line with any specific sustainability or impact standard.

**Morningstar Rating** The rating is based on the current information (Data as of 30<sup>th</sup> January 2026) furnished to Morningstar. For the methodology used refer to [www.morningstar.com](http://www.morningstar.com)

For Marketing Communication Purposes

Signatory of:

